

DRILL CHUCKS



- TAP HOLDERS
- DRILL CHUCKS
- HYDRAULIC CHUCKS
- COLLET CHUCKS
- MILLING CHUCKS
- SHELL MILL HOLDERS
- END MILL HOLDERS
- PRESETTERS
- CUSTOM TOOLS



DRILL CHUCKS

CUSTOM TOOLS

PRESETTERS

END MILL HOLDERS

SHELL MILL HOLDERS

MILLING CHUCKS

COLLET CHUCKS

HYDRAULIC CHUCKS

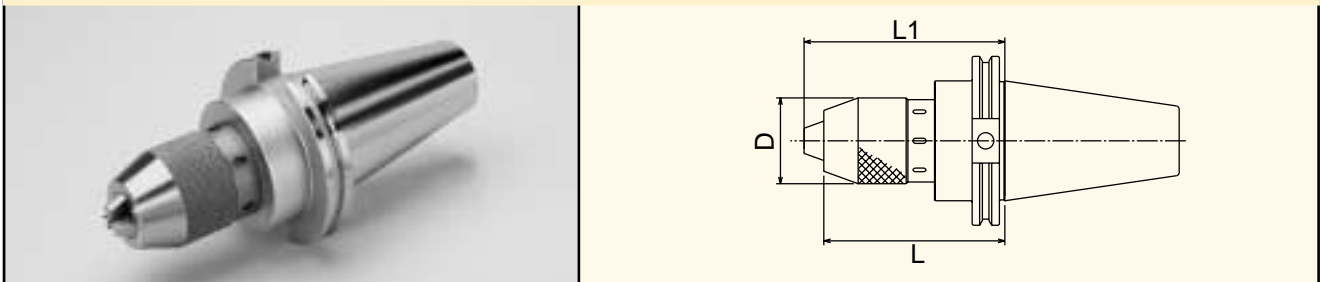
DRILL CHUCKS

TAPHOLDERS

INTEGRAL SHANK KEYLESS DRILL CHUCKS

These chucks provide exceptionally high torque – up to three times the gripping strength of conventional drill chuck/taper holder combinations. The design eliminates any possibility of chuck/holder misalignment, and it assures separation safety. They also feature a corrosion-resisting surface treatment to assure durability.

CT TAPER INTEGRAL KEYLESS DRILL CHUCKS



Part Number	Taper	Capacity	L	L1	D
C40DC-0250	CT40	1/4"	3.35"	3.59"	1.34"
C40DC-0500	CT40	1/2"	4.16"	4.61"	1.97"
C50DC-0500	CT50	1/2"	4.16"	4.61"	1.97"

BT TAPER INTEGRAL KEYLESS DRILL CHUCKS

Part Number	Taper	Capacity	L	L1	D
B30DC-0250	BT30	1/4"	2.76"	3.00"	1.34"
B30DC-0500	BT30	1/2"	3.53"	3.98"	1.97"
B35DC-0250	BT35	1/4"	2.76"	3.00"	1.34"
B35DC-0500	BT35	1/2"	3.53"	3.98"	1.97"
B40DC-0250	BT40	1/4"	2.96"	3.19"	1.34"
B40DC-0500	BT40	1/2"	3.73"	4.18"	1.97"
B50DC-0500	BT50	1/2"	4.12"	4.57"	1.97"

NMTB TAPER INTEGRAL KEYLESS DRILL CHUCKS


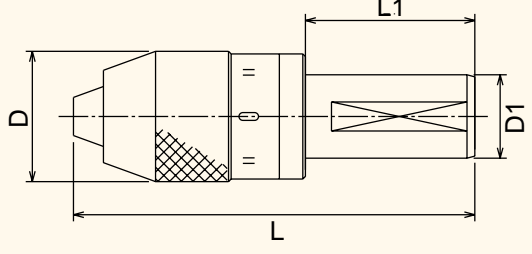
Part Number	Taper	Capacity	L	L1	D
N30DC-0250	NMTB30	1/4"	2.76"	3.00"	1.34"
N30DC-0500	NMTB30	1/2"	3.56"	4.02"	1.97"
N40DC-0250	NMTB40	1/4"	2.96"	3.19"	1.34"
N40DC-0500	NMTB40	1/2"	3.75"	4.20"	1.97"
N50DC-0500	NMTB50	1/2"	3.75"	4.20"	1.97"

Note: All NMTB toolholder flanges are qualified for use with Erickson QC spindles.
All integral keyless Drill Chucks include a spanner wrench.



DRILL CHUCKS

STRAIGHT SHANK

					
Part Number	Capacity	D1	L	L1	D
S75DC-0250	1/4"	3/4"	5.87"	2.56"	1.34"
S10DC-0250	1/4"	1"	5.07"	2.56"	1.34"
S12DC-0500	1/2"	1-1/4"	6.06"	2.56"	1.97"
S15DC-0500	1/2"	1-1/2"	6.45"	2.96"	1.97"

REPLACEMENT INTEGRAL DRILL CHUCK WRENCHES

Part Number	Description
250DC-SPAN	Fits 1/4" chucks
500DC-SPAN	Fits 1/2" chucks



REPLACEMENT DRILL CHUCKS

Part Number	Description
250DC-CHUCK	Fits 1/4" chucks
500DC-CHUCK	Fits 1/2" chucks



Note: For integral keyless drill chucks only.

REPLACEMENT DRILL CHUCK PARTS

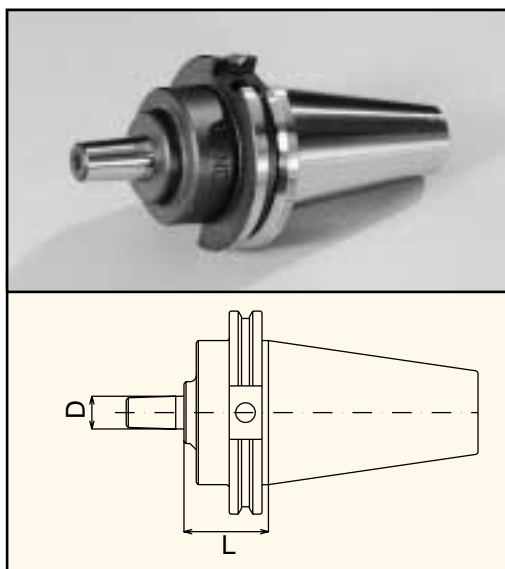
Part Number	Description
0250-JAW	Fits 1/4" chucks
0250-LEADSCREW	Fits 1/4" chucks
0500-JAW	Fits 1/2" chucks
0500-LEADSCREW	Fits 1/2" chucks



Note: For integral keyless drill chucks only.

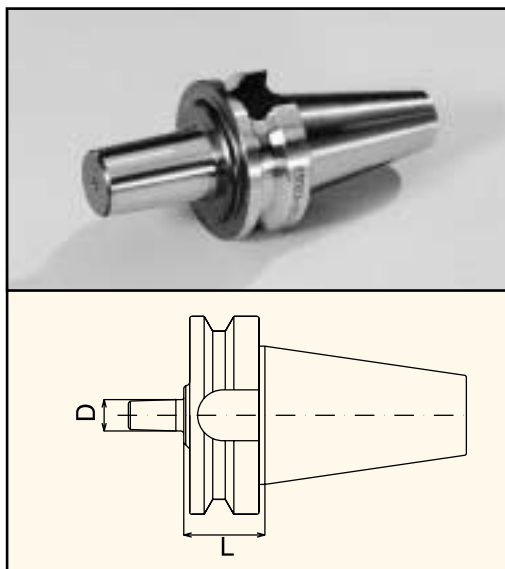


DRILL CHUCKS



CT TAPER JACOBS TAPER HOLDERS

Part Number	Taper	JT Size	L	D
C4003-0002	CT40	JT#2	1.61"	.560"
C4003-0003	CT40	JT#3	1.58"	.812"
C4003-0004	CT40	JT#4	1.49"	1.13"
C4003-0006	CT40	JT#6	1.61"	.677"
C4003-0033	CT40	JT#33	1.61"	.625"
C4503-0002	CT45	JT#2	1.61"	.560"
C4503-0003	CT45	JT#3	1.58"	.812"
C4503-0006	CT45	JT#6	1.61"	.677"
C4503-0033	CT45	JT#33	1.61"	.625"
C5003-0002	CT50	JT#2	1.61"	.560"
C5003-0003	CT50	JT#3	1.58"	.812"
C5003-0004	CT50	JT#4	1.49"	1.13"
C5003-0006	CT50	JT#6	1.61"	.677"
C5003-0033	CT50	JT#33	1.61"	.625"



BT TAPER JACOBS TAPER HOLDERS

Part Number	Taper	JT Size	L	D
B3003-0001	BT30	JT#1	1.06"	.385"
B3003-0002	BT30	JT#2	1.02"	.560"
B3003-0003	BT30	JT#3	0.98"	.812"
B3003-0006	BT30	JT#6	1.02"	.677"
B3003-0033	BT30	JT#33	1.02"	.625"
B3503-0001	BT35	JT#1	1.06"	.385"
B3503-0002	BT35	JT#2	1.02"	.560"
B3503-0003	BT35	JT#3	0.98"	.812"
B3503-0006	BT35	JT#6	1.02"	.677"
B3503-0033	BT35	JT#33	1.02"	.625"
B4003-0002	BT40	JT#2	1.61"	.560"
B4003-0003	BT40	JT#3	1.57"	.812"
B4003-0006	BT40	JT#6	1.61"	.677"
B4003-0033	BT40	JT#33	1.61"	.625"
B4503-0002	BT45	JT#2	1.59"	.560"
B4503-0003	BT45	JT#3	1.55"	.812"
B4503-0006	BT45	JT#6	1.59"	.677"
B4503-0033	BT45	JT#33	1.59"	.625"
B5003-0002	BT50	JT#2	1.61"	.560"
B5003-0003	BT50	JT#3	1.57"	.812"
B5003-0004	BT50	JT#4	1.49"	1.13"
B5003-0006	BT50	JT#6	1.61"	.677"
B5003-0033	BT50	JT#33	1.61"	.625"

DRILL CHUCKS

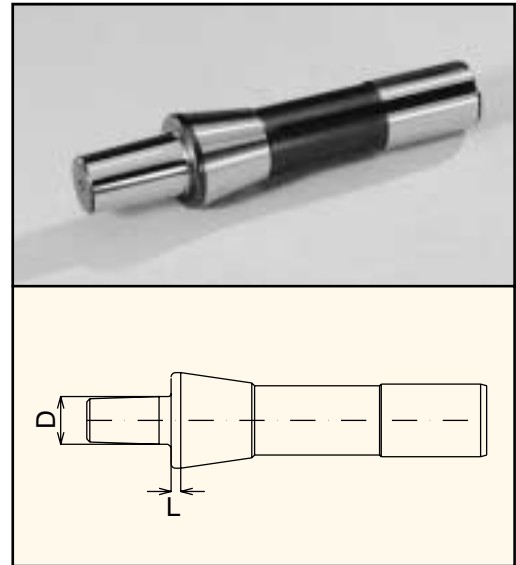
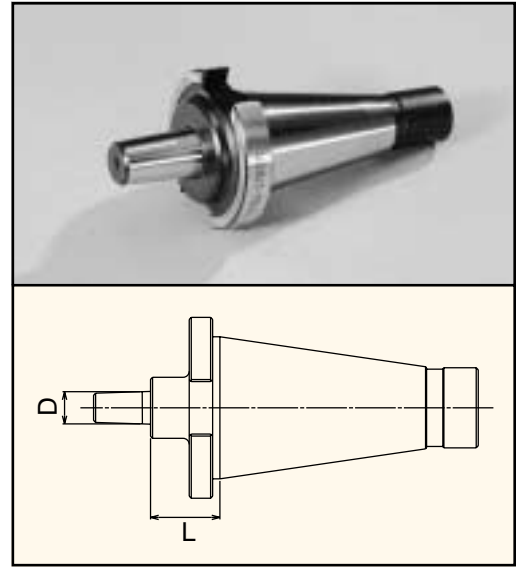
NMTB TAPER JACOBS TAPER HOLDERS

Part Number	Taper	JT Size	L	D
N3003-0001	NMTB30	JT#1	0.63"	.385"
N3003-0002	NMTB30	JT#2	0.59"	.560"
N3003-0003	NMTB30	JT#3	0.55"	.812"
N3003-0006	NMTB30	JT#6	0.59"	.677"
N3003-0033	NMTB30	JT#33	0.59"	.625"
N4003-0001	NMTB40	JT#1	0.69"	.385"
N4003-0002	NMTB40	JT#2	0.65"	.560"
N4003-0003	NMTB40	JT#3	0.61"	.812"
N4003-0006	NMTB40	JT#6	0.65"	.677"
N4003-0033	NMTB40	JT#33	0.65"	.625"
N5003-0002	NMTB50	JT#2	1.34"	.560"
N5003-0003	NMTB50	JT#3	1.30"	.812"
N5003-0004	NMTB50	JT#4	1.22"	1.13"
N5003-0006	NMTB50	JT#6	1.34"	.677"
N5003-0033	NMTB50	JT#33	1.34"	.625"

Note: All NMTB toolholder flanges are qualified for use with Erickson QC spindles.

R8 JACOBS TAPER HOLDERS

Part Number	Taper	JT Size	L	D
870-001	R8	JT#1	0.13"	.385"
870-002	R8	JT#2	0.13"	.560"
870-003	R8	JT#3	0.13"	.812"
870-006	R8	JT#6	0.13"	.677"
870-033	R8	JT#33	0.13"	.625"



CUSTOM TOOLS

PRESETTERS

END MILL HOLDERS

SHELL MILL HOLDERS

MILLING CHUCKS

COLLET CHUCKS

HYDRAULIC CHUCKS

DRILL CHUCKS

TAP HOLDERS



DRILL CHUCKS

JACOBS® BRAND DRILL CHUCKS



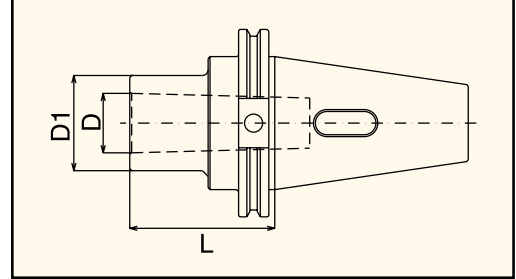
Part Number	Range	Fits Taper	Description
8-1/2N	0 - 1/4"	JT#2	Heavy Duty Ball Bearing Chuck
100-J2	0 - 3/8"	JT#2	Hi Precision Keyless Chuck
100-J33	0 - 3/8"	JT#33	Hi Precision Keyless Chuck
11N	0 - 3/8"	JT#2	Heavy Duty Ball Bearing Chuck
130-J2	1/32 - 1/2"	JT#2	Hi Precision Keyless Chuck
130-J33	1/32 - 1/2"	JT#33	Hi Precision Keyless Chuck
130-J6	1/32 - 1/2"	JT#6	Hi Precision Keyless Chuck
130-JT2	1/32 - 1/2"	JT#2	Hi Precision Hi Torque Keyless Chuck
130-JT33	1/32 - 1/2"	JT#33	Hi Precision Hi Torque Keyless Chuck
130-JT6	1/32 - 1/2"	JT#6	Hi Precision Hi Torque Keyless Chuck
14N	0 - 1/2"	JT#3	Heavy Duty Ball Bearing Chuck
160-J6	1/8 - 5/8"	JT#6	Hi Precision Keyless Chuck
160-JT6	1/8 - 5/8"	JT#6	Hi Precision Hi Torque Keyless Chuck
16N	1/8 - 5/8"	JT#3	Heavy Duty Ball Bearing Chuck
18N	1/8 - 3/4"	JT#4	Heavy Duty Ball Bearing Chuck
34-02	0 - 1/2"	JT#2	Heavy Duty Plain Bearing Chuck
34-06	0 - 1/2"	JT#6	Heavy Duty Plain Bearing Chuck
34-33	0 - 1/2"	JT#33	Heavy Duty Plain Bearing Chuck

Jacobs® Brand Chucks are a registered trademark of Jacobs Chuck Mfg. Co.

DRILL CHUCKS

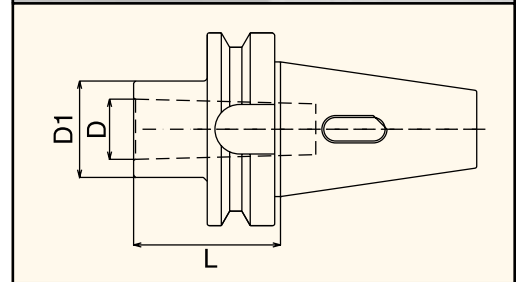
CT MORSE TAPER HOLDERS

Part Number	Taper	Size	L	D	D1
C4004-0001	CT40	MT#1	1.75"	.475"	1.00"
C4004-0002	CT40	MT#2	2.36"	.700"	1.25"
C4004-0003	CT40	MT#3	3.00"	.938"	1.57"
C4004-0004	CT40	MT#4	3.54"	1.23"	1.97"
C4504-0002	CT45	MT#2	2.36"	.700"	1.25"
C4504-0003	CT45	MT#3	3.00"	.938"	1.57"
C4504-0004	CT45	MT#4	3.54"	1.23"	1.97"
C4504-0005	CT45	MT#5	4.76"	1.75"	2.75"
C5004-0002	CT50	MT#2	1.75"	.700"	1.25"
C5004-0003	CT50	MT#3	1.75"	.938"	1.57"
C5004-0004	CT50	MT#4	3.00"	1.23"	1.97"
C5004-0005	CT50	MT#5	4.13"	1.75"	2.75"



BT MORSE TAPER HOLDERS

Part Number	Taper	Size	L	D	D1
B3004-0001	BT30	MT#1	1.75"	.475"	1.00"
B3004-0002	BT30	MT#2	2.36"	.700"	1.25"
B3504-0001	BT35	MT#1	1.75"	.475"	1.00"
B3504-0002	BT35	MT#2	2.36"	.700"	1.25"
B3504-0003	BT35	MT#3	3.00"	.938"	1.57"
B3504-0004	BT35	MT#4	4.37"	1.23"	1.97"
B4004-0001	BT40	MT#1	1.75"	.475"	1.00"
B4004-0002	BT40	MT#2	2.36"	.700"	1.25"
B4004-0003	BT40	MT#3	3.00"	.938"	1.57"
B4004-0004	BT40	MT#4	3.54"	1.23"	1.97"
B4504-0002	BT45	MT#2	2.36"	.700"	1.25"
B4504-0003	BT45	MT#3	3.00"	.938"	1.57"
B4504-0004	BT45	MT#4	3.54"	1.23"	1.97"
B4504-0005	BT45	MT#5	4.76"	1.75"	2.75"
B5004-0002	BT50	MT#2	1.75"	.700"	1.25"
B5004-0003	BT50	MT#3	1.75"	.938"	1.57"
B5004-0004	BT50	MT#4	3.00"	1.23"	1.97"
B5004-0005	BT50	MT#5	4.13"	1.75"	2.75"

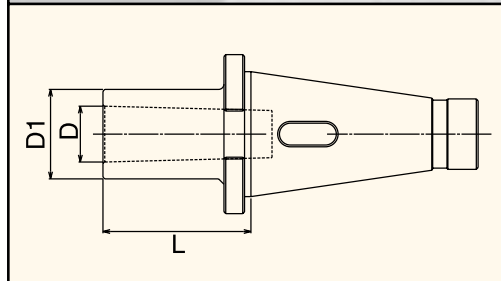


DRILL CHUCKS

NMTB MORSE TAPER HOLDERS

Part Number	Taper	Size	L	D	D1
N3004-0001	NMTB30	MT#1	1.00"	0.48"	1.00"
N3004-0002	NMTB30	MT#2	2.13"	0.70"	1.25"
N3004-0003	NMTB30	MT#3	2.81"	0.94"	1.57"
N4004-0001	NMTB40	MT#1	0.94"	0.48"	1.00"
N4004-0002	NMTB40	MT#2	1.75"	0.70"	1.25"
N4004-0003	NMTB40	MT#3	2.25"	0.94"	1.57"
N4004-0004	NMTB40	MT#4	3.00"	1.23"	1.97"
N5004-0002	NMTB50	MT#2	1.88"	0.70"	1.25"
N5004-0003	NMTB50	MT#3	2.38"	0.94"	1.57"
N5004-0004	NMTB50	MT#4	3.25"	1.23"	1.97"
N5004-0005	NMTB50	MT#5	4.63"	1.75"	2.75"

Note: All NMTB toolholder flanges are qualified for use with Erickson QC spindles.



R8 MORSE TAPER HOLDERS

Part Number	Taper	Size	L	D	D1
840-001	R8	MT#1	0.44"	0.48"	1.00"
840-002	R8	MT#2	0.44"	0.70"	1.25"
840-003	R8	MT#3	2.56"	0.94"	1.57"

